

**3M** Science.  
Applied to Life.™

# 3M™ Surface Finish Films

Revolutionise surfaces instantly

2017 - 2018

3M Surface Finish Films – 2017

**3M**



# Quick, hassle-free and wow.

3M Surface Finish Films leverages legendary 3M film technology to put a new twist in transforming interior spaces.

Any smooth surface can go from just bare to wood, stone, metal, abstract or vibrant with 3M Surface Finish Films. This films' self-adhesion, scratch-resistance and easy changeability make it the go to choice for budget friendly interior spaces.

Invent, re-imagine or refurbish retail spaces, visual merchandising and event arenas with 3M Surface Finish Films.

# True value

Wide range of finishes - 72 designs,  
6 types of finishes

Quick Installation - Install over 1000 sq.ft.  
of film in a day

Zero Setting Time - No clamping, setting  
or drying required

Adds Flexibility to Design - Can take curves,  
turn over the edge

Easy to clean & maintain - Water proof,  
wipe with cloth & soap solution

Versatile - Can be applied on MDF, foam board,  
metals, laminates, acrylic, glass, gypsum, etc.

Mess-free - Unlike wood work or wallpaper, there is  
no smell, dust, noise or liquid mess during installation



## New Store Decor

Dress up your retail dream in colours and patterns that best reflect your brand's values. Get from ideation to a fabulous retail ambience in the shortest time.

## Visual Merchandising

Quick application, convenience and negligible weight contribute to 3M Surface Film's choice as the ideal skin for clutter breaking VM.

## Refresh


Refresh, rejuvenate and infuse life into existing retail interiors with this new skin. Ready-to-drape over most surfaces and contours with minimal downtime, makes this film your first choice for cost effective, quick makeovers.

## Craft it Your Way

3M Surface Finish Films can be cut using a plotter or printed on using UV inks and hardware. The films can also be back-lit, making creative illuminated displays and signage.

# Wood

Oak  
Elm  
Beech  
Walnut  
and more...



PW-603G



DW-441G



DW-473G



DW-461



PW-661G



DW-445G



WG-232G



WG-202G



DW-468G



PW-613G



WG-303G



WG-209G



PW-650G



PW-649G



WG-236G



WG-205



PW-619G



PW-631G



PW-621G



WG-289G

# Wood

Oak  
Elm  
Beech  
Walnut  
and more...



Great wood interior surfaces  
– without touching a tree.



WG-223G



DW-464G



WG-213G



WG-208G



WG-211G



WG-260G




WG-217G



NC-413G



DW-449G



MC-104G



WG-272G



PW-623G



PW-633G

# Stone

Granite  
Marble  
Sandstone  
and more...



# Metallic

Gold  
Silver  
Copper  
and more...



Use stone like never before  
– walls, pillars, ceilings, signage.



HG-582G



HG-574G




HG-572G



HG-573G

Sheen or satin in a range  
that includes most popular finishes.



MS-552G



MS-553G




MF-763G



MF-753



ME-501



ME-503

# Abstract

Rustic  
Grunge  
Leather  
and more...



Infuse variety and  
break away from the mundane.



NZ-069



NZ-063



NZ-070



NZ-075



NZ-076



NC-406G



NC-408G




NC-411G

# Stripes

Pin  
Bold  
and more...



Infuse energy,  
bring life to spaces.



AB-652G



AB-654G



AB-653G

# Mono

Bright  
Pastel  
Dark  
and more...

Plain colours that are  
easy to clean & maintain.



## Physical Properties

Property	Metric Units
Thickness (Film + Adhesive)	0.220 mm – 0.280 mm
Elongation	> 150 %
Dimensional Stability (X-gash)	< 0.4 mm
Abrasion Resistance Taber abrasion (0.5 kg load, CS-17)	1000 cycles Surface will be damaged
Impact Resistance (Gardner at 0°C), 2 lb X 5 inch at 4°C	No effect
Humidity Resistance at 40°C (95% RH X 7 days)	No effect

For longer durability requirements, exposure to sunlight, exterior refurbishment or a wider range of finishes, we suggest 3M DI-NOC Architectural Finishes.

Contact your local 3M Sales Representative or  
Call toll-free: 1-800-425-3030  
email: [innovation.in@mmm.com](mailto:innovation.in@mmm.com)



# Caution & Care

- It is not advisable to use this product on very high wear surfaces such as counter tops.
- Smooth, dust-free surfaces are ideal for installation of these films.
- Basic surface treatment may be required for a few substrates. Please refer to the surface preparation guide for details.
- For use in Interiors only. Color fading may occur over time if the film is exposed directly to sunlight/UV lights.
- The film is not suitable for complex 3D applications using heat.
- Use overlap joints only. We do not recommend use of butt joint method.
- Joints in some designs will be more prominently visible than others. We advise user discretion.
- We recommend use of corner guards and restrainers at appropriate locations such as edges & pillars to protect the film from abrasion & gouge.
- No fasteners or tapes should be applied over the surface of the film. These may cause damage to the surface of the film.
- Use soft cloth with 3M General purpose cleaner P2 to clean the film. Use of solvents or harsh chemicals is not advisable.
- Do not use scrubbers, brushes or window squeegees to clean the film.



